

front decors

PG 1



479
graphite structure
horizontal effect



624
Riviera oak
horizontal effect



626
Ribbeck oak
horizontal effect

PG 2



10
white high gloss



09
anthracite
high gloss



274
Optiwhite glass



457
quartz grey matt
select



456
white matt select

PG 3



694
Glass, metallic




695
Glass, quartz grey
matt




697
Glass marble white

carcass decor



snow white gloss



anthracite silk gloss



graphite structure horizontal effect



Riviera oak horizontal effect




Ribbeck oak horizontal effect



quartz grey matt touch



white matt touch



Marble white, horizontal effect

worktops

LEO 116: Slate effect, Riviera oak effect

Composite panel covered with laminate (thickness 18 mm)

new



slate effect

new



Riviera oak effect

Glass washbasins / washbasin counters

LEO 109: Optiwhite, LEO 116: Optiwhite, metallic grey




optiwhite



metallic grey

mineral marble washbasins

LEO 109 / LEO 116




white gloss

Wall mounting of washbasin in the series LEO 109 with hanger bolts required. (hanger bolts not included.)

Ceramic sit-on washbasin

LEO 116




white gloss

Solid Surface sit-on washbasin

LEO 116

new 




white matt

Stainless steel sit-on washbasin

LEO 116

new



Stainless steel

handles



J3 model
chrome gloss



new



K3 model
Black matt



pullout technics

