

Aclani
RANGE

your style • your vision • your bathroom



to view
this brand
*click
here*

Alani
RANGE



to view
this product
*click
here*

Vanity Units

600MM RANGE

This wall mounted vanity unit with countertop basin is from our exclusive Alani range with surfaces in sophisticated 4 colours and textured light oak. Combined with two spacious drawers, the side shelves and extra countertop space offer fantastic storage for a compact wall hung vanity unit. Equipped with a quality soft-closing system, the drawers are seamlessly foil-wrapped on the fronts for a protective and smooth finish. The strong polymarble basin has an integrated tapledge and a chic rectangular design. The unit comes with a set of matching fixtures in gold, black or chrome; handles and legs can be paired with a tap. Wall fixing brackets are included to ensure a secure installation with or without legs.

Sand Pink
Product Code: 180180



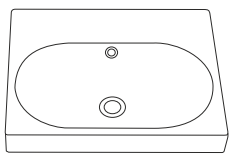

Petrol
Product Code: 180181



Navy Blue
Product Code: 180179



Green
Product Code: 180178



Unit Carcass:

Width: 605mm
Depth: 460mm
Height: 550mm

Countertop:

Width: 895mm
Depth: 468mm
Thickness: 18mm

Basin:

Width: 500mm
Depth: 400mm
Height: 130mm from waste outlet,
60mm from top of unit

dimensions



Vanity Units

900MM RANGE

With surfaces in pink and light oak, this wall hung countertop vanity unit brings a vibrant modern look to any bathroom space. The hardwearing polymarble basin sits on a natural wood-effect worktop in textured oak and features an integrated tap ledge. The two drawers are soft-closing with luxurious foil-wrapping on the fronts for a protective and smooth finish in pink. Designer handles and decorative legs are included in a choice of gold, black or chrome finishes, and a matching tap. This unit can be installed with or without the legs due to its extra-secure wall fixing system and hanging brackets.



Sand Pink
Product Code: 180184



Navy Blue
Product Code: 180182



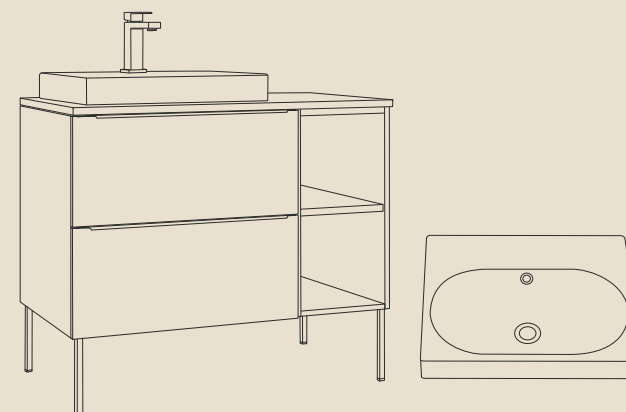
Petrol
Product Code: 180185



Green
Product Code: 180183



to view
this product
*click
here*



dimensions

Unit Carcass:

Width: 605mm
Depth: 460mm
Height: 550mm

Countertop:

Width: 895mm
Depth: 468mm
Thickness: 18mm

Basin:

Width: 500mm
Depth: 400mm
Height: 130mm from waste outlet,
60mm from top of unit

Side Shelving Unit Dimensions:

Width: 280mm
Depth: 445mm
Height: 550mm



to view
this brand
click
here 



Navy Blue Double Vanity Unit
Product Code: 180187



Petrol Double Vanity Unit
Product Code: 180186



Sand Pick Double Vanity Unit
Product Code: 180189



Green Double Vanity Unit
Product Code: 180188



Vanity Units

1500MM RANGE

Add luxurious contemporary flair to the larger bathroom with this double basin wall hung vanity unit with 1500mm Light Oak-finished countertop. The twin modern rectangular basins are constructed from hard-wearing polymarble and feature an integrated tapledge which is compatible with any mono basin mixer tap. The generous storage offered by the four soft-closing drawers is augmented by the central open shelves in a textured light oak wood grain effect. The navy blue foil-wrapping on the fronts is smooth and seamless for top quality style and water-resistant protection. Designer handles and legs are available in gold, black and chrome finishes and a matching tap is available to complete the look. This unit comes with fixing brackets for a secure wall-mounted installation.

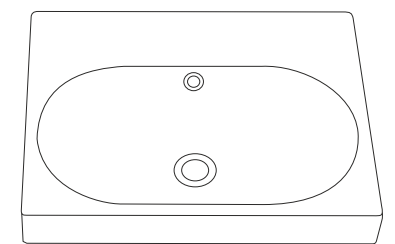
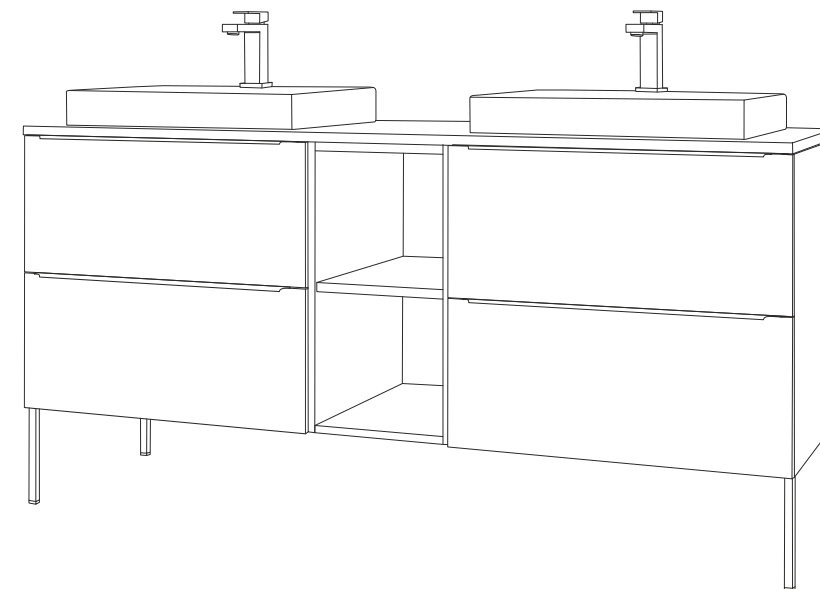
dimensions

Unit Carcass:
Width: 605mm
Depth: 460mm
Height: 550mm

Countertop:
Width: 1505mm
Depth: 468mm
Thickness: 18mm

Basin x2:
Width: 500mm
Depth: 400mm
Height: 130mm from waste outlet,
60mm from top of unit

Shelving Unit Dimensions:
Width: 280mm
Depth: 445mm
Height: 550mm



Extras

Taps

Brush Gold Basin Tap



Polished Chrome Basin Tap



Matt Black Basin Tap



Handles

Brushed Gold Handle



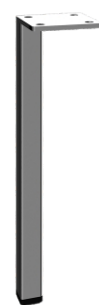
Polish Chrome Handle



Matt Black Handle



Legs







- Slimline Back-to-wall Toilet Unit with Optional Wall-hung Rimless Pan
- Petrol Blue foil-wrapped matte finish on MDF front
- Light Springfield Oak-effect HPL finish on laminated back-to-wall unit
- Flushplate available in Gold, Chrome or Black

Toilet pan:

- Rimless
- Short projection
- Material: Vitreous China
- Seat is soft-closing and quick release

Optional Concealed Cistern with WC Frame:

- Dual Flush 3/6 ltrs
- Easy Installation
- Silent Filling
- Steel Support Frame
- Operating Pressure: 1-7 Bar



Green
WC Toilet Unit
Product Code: 180224



Sand Pink
WC Toilet Unit
Product Code: 180226



Petrol Blue
WC Toilet Unit
Product Code: 180227



Navy Blue
WC Toilet Unit
Product Code: 180225

WC Toilet Unit

From our contemporary and colourful Alani range, this back to wall unit is designed to conceal your cistern and plumbing within a smart slimline carcass. The front is finished in a foil with wood grain finish on the sides and removable worktop which gives you easy access to your cistern. This furniture unit is available on its own or with cistern and steel frame which is strong enough to support the optional wall hung toilet which is a hygienic rimless design that comes with soft-closing seat. The eco-friendly cistern is dual flush and is controlled by a flushplate that is available in three luxury finishes: Chrome, Matte Black and Gold.



dimensions

Back to Wall Toilet Unit:

Width: 540mm
Depth: 150mm
Height: 1100mm

Toilet Pan (optional)

Width: 360mm
Depth: 520mm
Height: 400mm

Concealed Cistern with WC Frame:

Adjustable Height: 1100 - 1300mm
Width: 450mm
Depth: 85mm





Address:

15 Seeleys Road, Tyseley, Birmingham, West Midlands B11 2LQ

Sales Office: 0121 753 0700

Email: Sales@bathbiz.net

www.bathroomcity.co.uk

